

both sides sealing - stainless steel 1.4305

Hydraulic couplings, both sides sealing, for liquid media acc. to ISO 7241, B Series.

Areas of application: machine and plant engineering, manufacturing industry, chemical / pharmaceutical industry, automotive, food technology.



Operating pressure	See table. All values referred to a medium temperature of 50 °C (static working pressure)
Medium and ambient temperature	-15 °C to 200 °C
Housing, sleeve and valve	Stainless steel 1.4305
Springs	Stainless steel 1.4310
Balls	Stainless steel 1.4401
Sealant	FKM
Flow rate (air)	440 l/min (G 1/8), 840 l/min (G 1/4),
p=6 bar / Δp=0,5 bar:	1280 l/min (G 3/8), 1950 l/min (G 1/2),
	4500 l/min (G 3/4)

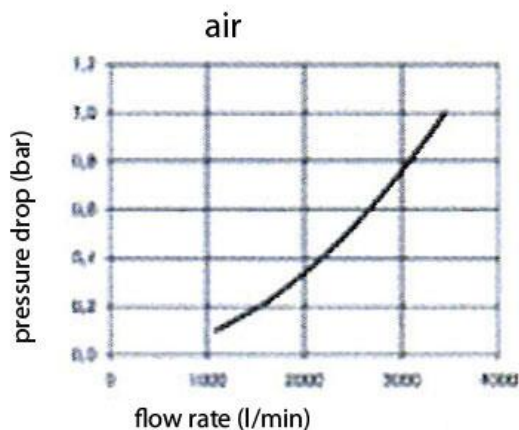


246.13



246.63

### Flow rates:



### Hydraulic coupling, stainless steel 1.4305, female

Art. No.	Ident No.	Connection	DN	Operating pressure max.	a/f mm	L mm	L1 mm	D mm
246.11	107703	G 1/8 female	4.3	250 bar	14	48.5	7.3	24.5
246.12	107704	G 1/4 female	6.3	250 bar	19	57.6	10.7	28.5
246.13	107705	G 3/8 female	7.5	250 bar	22	64.2	12.7	35.0
246.14	107706	G 1/2 female	11.0	250 bar	27	76.0	14.6	44.5
246.15	107707	G 3/4 female	13.0	160 bar	34	96.0	24.4	55.0

### Department eDocumentation

Phone +49 7125 9497-41, -42, -53, -260, -330

Fax +49 7125 9497-99

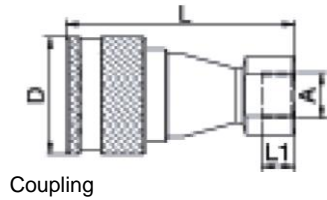
e-mail: [eDocumentation@riegler.de](mailto:eDocumentation@riegler.de)

edition 02/2024

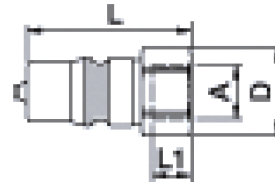
**RIEGLER & Co. KG**

[www.riegler.net](http://www.riegler.net) Subject to technical changes and errors reserved. The

proficiency testing is the responsibility of the user. The specified data do not represent legally guaranteed properties



Coupling



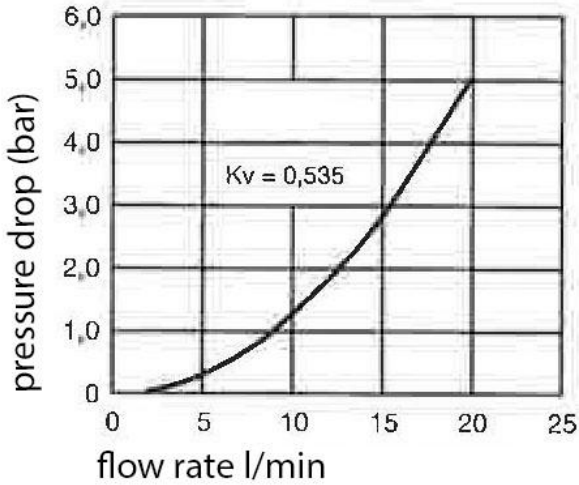
Plug

## Self-sealing plug, stainless steel 1.4305, female

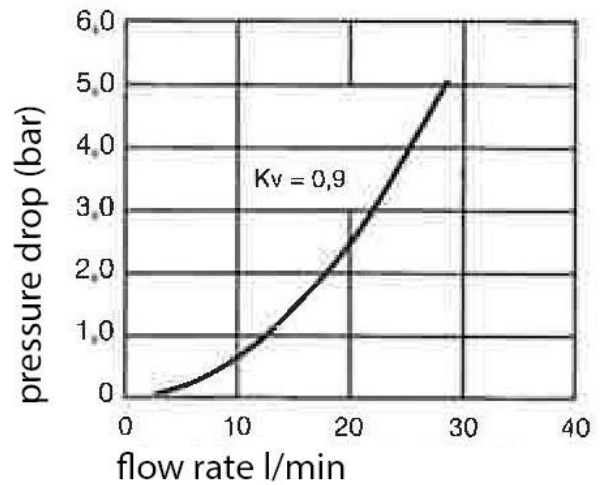
Art. No.	Ident No.	Connection	DN	Operating pressure max.	a/f mm	L mm	L1 mm	D mm
246.61	107708	G 1/8 female	4.3	250 bar	14	29.5	8.0	15.8
246.62	107709	G 1/4 female	6.3	250 bar	19	35.3	11.7	21.4
246.63	107710	G 3/8 female	7.5	250 bar	22	39.0	12.6	25.4
246.64	107711	G 1/2 female	11.0	250 bar	27	48.0	14.6	30.4
246.65	107712	G 3/4 female	13.0	160 bar	36	60.0	24.4	40.3

**Flow rates - water**

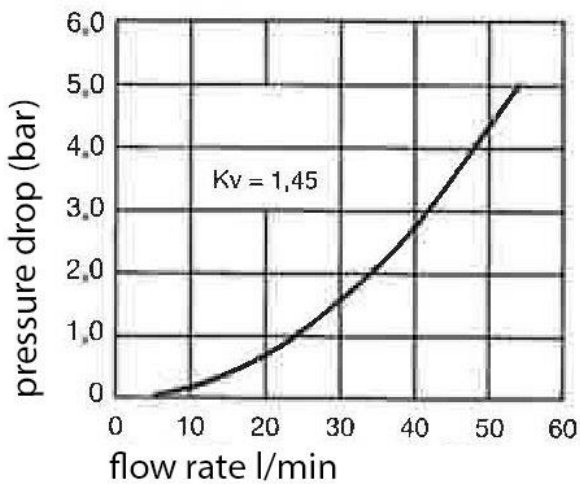
246.11 – G 1/8



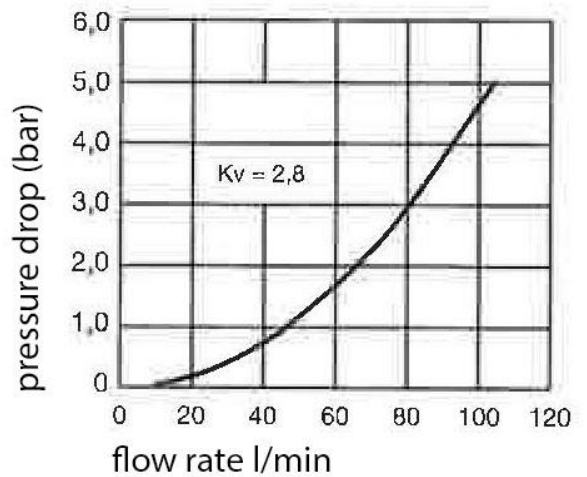
246.12 – G 1/4



246.13 – G 3/8



246.14 – G 1/2



246.15 – G 3/4

